


B01
403.8



BASEMENT FLOOR

SCALE: NOT TO SCALE



PLANNING & CAMPUS DEVELOPMENT
OFFICE OF SPACE MANAGEMENT

TOTAL FLOORS:	3	FLOOR:	BASEMENT
TOTAL GROSS SQUARE FEET:	4,285	GROSS SQUARE FEET:	565

 MAIN ENTRANCE
  SECONDARY ENTRANCE

ALUMNI MEMORIAL CHAPEL

BASEMENT FLOOR
1700 ROMA AVE. N.E.

#025
1 OF 3
025-00-B0